



Year 2  
Knowledge Organisers  
**Art**

Charcoal	A drawing material made from burnt wood
Cross-hatching	Drawing lines crossed over and close together
Scribbling	Drawing lines in a fast and irregular way
Concertina	Folding something backwards and forwards so it becomes smaller but can be stretched out again
Expression	Is the look on a face caused by how someone is feeling
Stippling	Making quick up and down hand movements to make dash and dot marks on paper
Illustrations	Showing a story using pictures
Illustrator	Someone who draws book illustrations

What is charcoal? Charcoal is wood that has been burnt. It is black and snaps easily. It is good for drawing but can be messy.

### Quentin Blake

- Born in London in 1932
- Most famous for illustrating Roald Dahl books
- He has won lots of prizes for his work
- He has been a teacher showing other people how to draw

How can you use charcoal to make these marks?

Simple lines and shapes can show different expressions

Abstract	Art where the subject doesn't necessarily look like it does in real life
Composition	Putting different elements together in a pleasing way
Curator	Someone who organises and looks after collections in museums and galleries
Felt	A material made by laying fibres in different directions then squashing them together
Fibre	Threads of wool
Inspired	Feeling very interested and excited by something you have seen
Negative print	Ink will show the background of the tile rather than the drawn lines
Pattern	A design in which shapes, colours or lines are repeated
Stained glass	Colourful, decorative glass that makes a design
View finder	A tool used to help choose a composition

Felt is used to make both artworks and useful objects



## Artists

Susan Stockwell

Kim Soon Im

Josef Albers

Eduardo Paolozzi

Matthew Cusick

Abstract art doesn't necessarily look like it does in real-life. Artists use shapes, colours and different marks

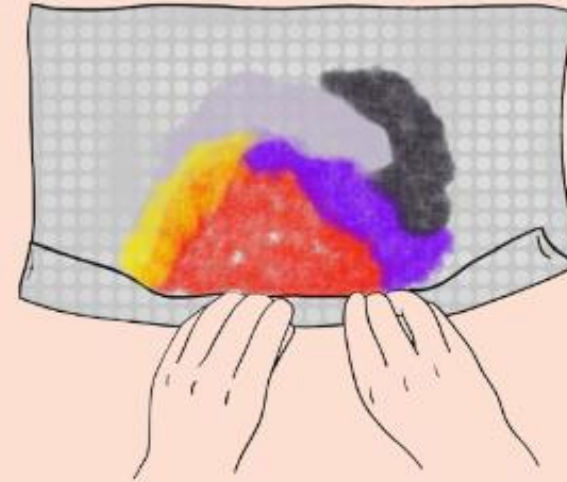


Arranging artwork for display



- Think about your audience
- Try out combinations of work
- Fix your work in position
- Add labels

Make felt by laying wool fibres in different directions, adding hot water then rolling and squeezing the felt.



Using a roller for printing



Mix colours by overlapping materials



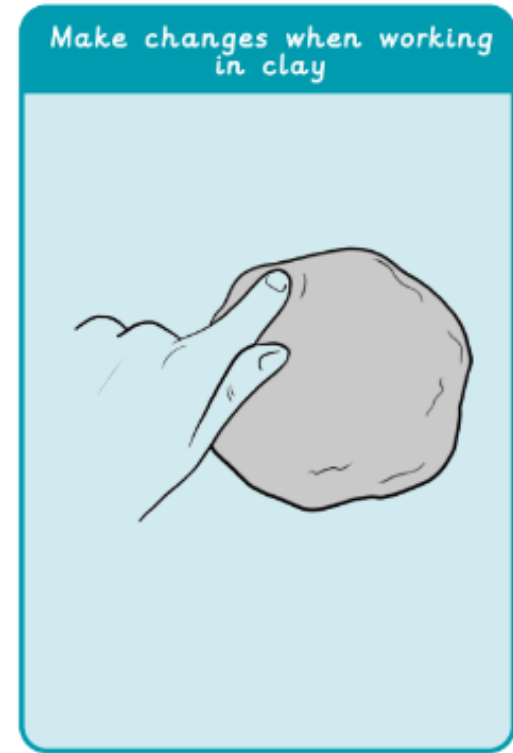
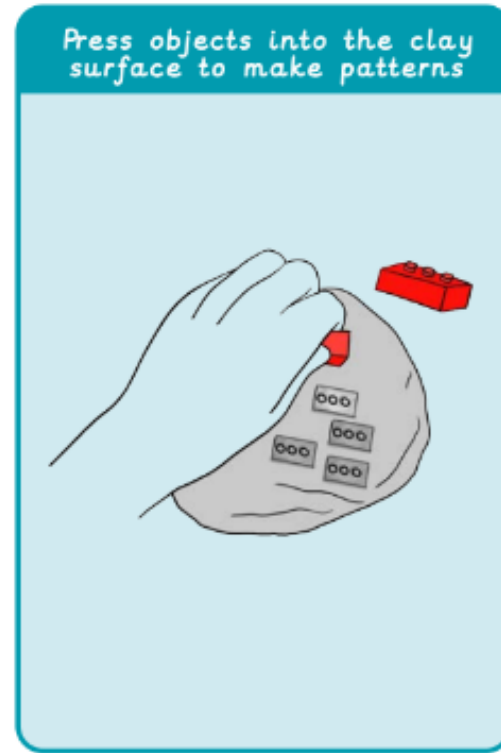
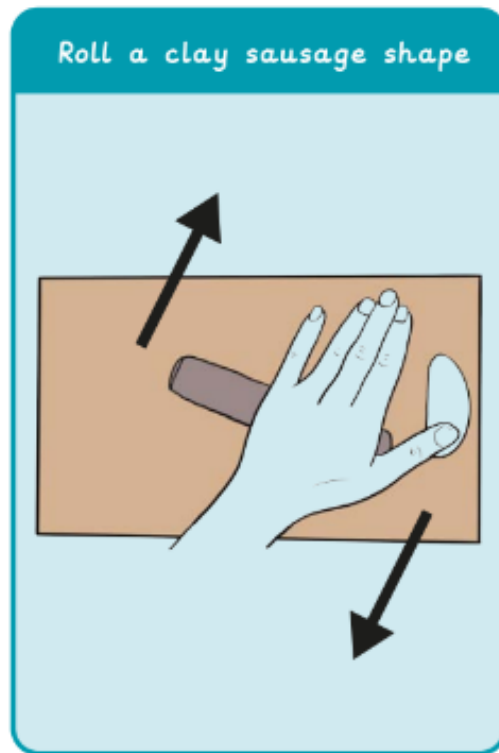
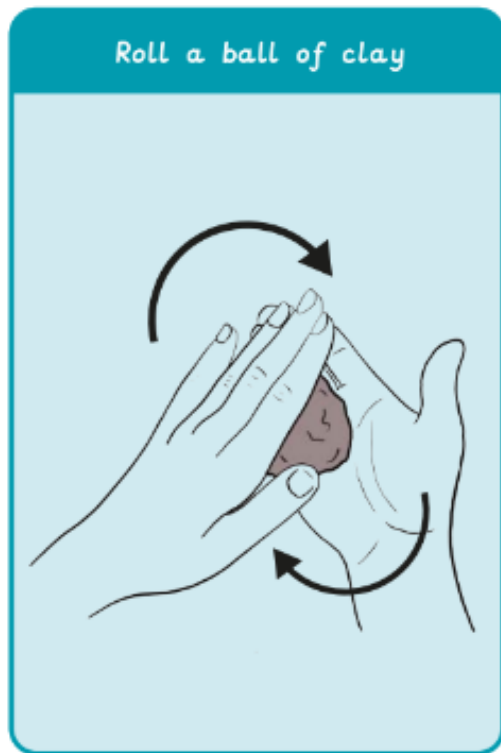
- Not too much ink!
- Roll in different directions.
- Aim for a thin layer all over the roller.
- Listen for a sticky 'hissing' noise!

Clay slip	A runny mixture of clay and water, a bit like clay 'glue'
Impress	Pushing objects into a clay surface to make interesting marks
Pinch pot/thumb pot	A simple pot formed by pushing your thumb into a ball of clay
Relief	Three dimensional parts of an artwork that are joined to a flat base
Score	Marking hatched lines into the clay surface
Sculpture	Art in three dimensions; walk all around it to look at it
Surface	The top layer of something

**Artists**

Ranti Bam

Rachel Whiteread



Mix clay slip



Mix water with clay using a brush to make a liquid

Push thumb in, smooth clay up and out



Join clay using the 'score and slip' method

